



Water Protection



Compression Resistant



Sound Reduction



Insulating Value



Environmentally Friendly



Anti-Microbial Treated Fibers



Perfect For Pad Attached Flooring

Protect your beautiful floors,
USE UNDERLAMENT.

If I have pad attached flooring do I still need to use underlayment?

Yes.


CoreLuxe underlayment helps all vinyl plank floors sound more solid, provides joint support, and a full moisture barrier beneath!

CoreLuxe Works best with:

- Vinyl Plank Flooring
- WPC or SPC Flooring
- Rigid Core Vinyl

* Provides enhanced performance for attached pad flooring

THE BRAWN BEHIND
BEAUTIFUL FLOORS!



SCAN the code for demos
& downloadable specifications




RATED RESIDENTIAL AND COMMERCIAL

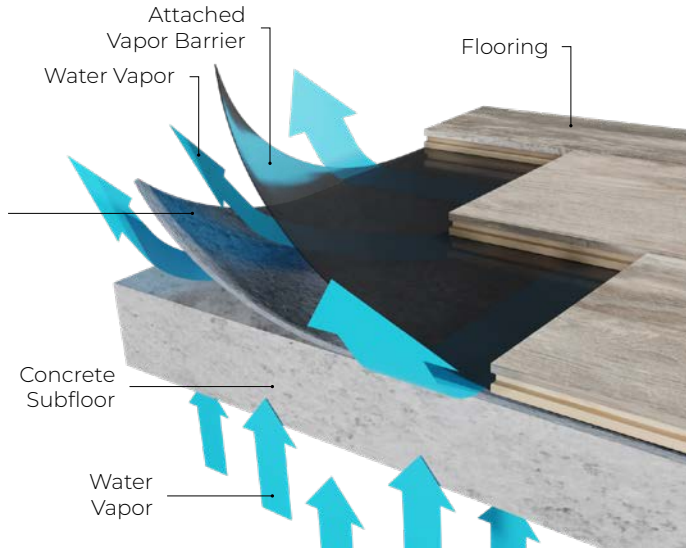


LL Flooring®

UNMATCHED TOP & BOTTOM SIDE WATER PROTECTION



Recycled Fiber Pad
Coreluxe's antimicrobial treated fiber structure aggressively attacks subfloor moisture by wicking dispersing it throughout the pad, drawing it up and away



SUPERIOR SOUND ABSORPTION

Coreluxe's dense, patented fiber construction absorbs and controls both impact and ambient sound to create a comfortable living space for everyone!

Industry leading
IIC Δ Delta: 28



(STC)
8" concrete with
ceiling assembly

62

AMBIENT SOUND
The higher the STC number, the better the noise control!



(IIC)
8" concrete with
ceiling assembly

70

IMPACT SOUND
The higher the IIC number, the better the noise control!



SMOOTHS MINOR SUB-FLOOR IMPERFECTIONS

Coreluxe's dense fibers evenly support the floor above while flexing around sub-floor surface roughness below, reducing the risk of laminate panels "rocking" or laying unevenly and provides extra support for pad attached planks.



APPROVED FOR USE WITH INFLOOR HEATING SYSTEMS



ECO FRIENDLY

Coreluxe contains 94% post industrial/pre-consumer fibers. Coreluxe may satisfy LEED™ and may contribute to MRc4.1-4.2 and EQc4.3 (Low-Emitting Materials).



Coreluxe is both GREENGUARD and GREENGUARD GOLD certified for low emissions, conforming to Indoor Air Quality standards and Collaborative for High Performance Schools (CHPS) - CA Section 01350.



ADDS INSULATION VALUE

Coreluxe helps with home energy efficiency by adding an R-Value of .53 to the floor system.



SUPPORT FOR PAD ATTACHED FLOORING

Coreluxe's dense, uncrushable, construction provides continuous support to the seam and click together mechanism where pre-attached pads can't reach, preventing damage and giving your floors the support they need to handle everyday life!



TECHNICAL DATA

- **Materials:** Blended synthetic fibers, polyethylene film and inert hot melt adhesive
- **Lip & Tape Included:** Yes
- **Antimicrobial Protection:** Yes
- **Weight:** 9lbs/100sf roll · 32.4lbs/360sf roll
- **Thickness:** 1.4mm
- **Density:** 18.28lbs/ft³
- **Compression Set @ 25%:** 8.8%
- **Compression Resistance @ 50%:** 64.58psi
- **R-Value (@ 1.4mm):** 0.53hr-ft²-degF/Btu
- **WVTR:** .093lbs/1000ft²/24hrs
- **Moisture Emissions Allowance:** 6lbs/1000ft²/24hrs
- **Approved Subfloors:** All properly prepared concrete and wood materials



SCAN the code for demos & downloadable specifications



RATED RESIDENTIAL AND COMMERCIAL